



## Result MARATHON















## FEI2\* Pony Single

Rank	CNo	Driver	Nation	Marathon Phase	1	2	3	4	5	6	7	1-7	Total
1	6	Cynthia Wiseman	 Springfield, MO	0.00	1:05.06 (1)	1:08.07 (1)	58.47 (1)	57.38 (1)	1:01.09 (1)	1:28.89 (1)		6:38.96 99.74	99.74

## FEI2\* Pony Pair

Rank	CNo	Driver	Nation	Marathon Phase	1	2	3	4	5	6	7	1-7	Total
1	50	Phillip Odden	 Barronett, WI	0.00	1:11.11 (1)	1:01.75 (1)	1:07.33 (1)	1:08.72 (1)	1:10.45 (1)	1:28.81 (1)		7:08.17 107.04	107.04

## FEI3\* Horse Single

Rank	CNo	Driver	Nation	Marathon Phase	1	2	3	4	5	6	7	1-7	Total
1	20	Andrew Marcoux	 Bellingham, MA	0.00	55.09 (3)	50.47 (2)	45.73 (1)	47.92 (2)	51.16 (1)	53.56 (3)	55.66 (2)	5:59.59 89.90	89.90
2	58	Janelle Marshall	 Windsor, SC	0.00	56.36 (5)	51.31 (4)	47.42 (3)	48.25 (3)	51.70 (4)	51.72 (1)	52.89 (1)	5:59.65 89.91	89.91
3	57	Marcus Holzinger	 Metamora, MI	0.00	54.73 (2)	51.34 (5)	50.66 (7)	50.69 (9)	51.22 (2)	54.97 (4)	1:02.56 (7)	6:16.17 94.04	94.04
4	10	Marianna Padgett	 Alachua, FL	0.00	56.73 (7)	47.86 (1)	48.48 (4)	49.70 (6)	54.58 (8)	1:00.17 (7)	59.30 (3)	6:16.82 94.21	94.21
5	60	Catherine Levasseur	 Ste Sophie, QC	0.00	57.55 (8)	50.74 (3)	51.27 (8)	48.47 (5)	54.22 (7)	1:08.06 (10)	1:07.14 (9)	6:37.45 99.36	99.36
6	63	Taylor Bradish	 Windsor, SC	0.00	53.55 (1)	51.08 2 (13)	45.75 (2)	43.47 (1)	51.56 (3)	53.33 (2)	1:13.06 5 (14)	6:11.80 99.95	99.95
7	64	Suzy Stafford	 Elkton, MD	0.00	1:01.50 (11)	51.45 (7)	55.95 (12)	50.67 (9)	53.05 (6)	59.73 (6)	1:07.84 (10)	6:40.19 100.05	100.05
8	38	Jacob Arnold	 Paris, KY	0.00	56.49 (6)	53.25 (10)	51.36 (9)	48.38 (4)	56.67 (10)	1:01.66 (9)	1:14.88 (13)	6:42.69 100.67	100.67
9	45	Carole Precious	 Puslinch, ON	0.00	1:02.47 (12)	52.22 (8)	50.34 (6)	50.48 (8)	58.72 (12)	1:03.81 2 (12)	59.44 (4)	6:37.48 101.37	101.37
10	8	Tracy Bowman	 Martinez, CA	0.00	1:03.39 (13)	57.59 (12)	51.73 (10)	55.69 (13)	58.44 (11)	1:01.44 (8)	1:01.55 (5)	6:49.83 102.46	102.46
11	65	Leslie Berndl	 Lexington, KY	0.00	56.09 (4)	54.13 (11)	49.33 (5)	54.02 (12)	56.19 (9)	1:09.98 (11)	1:10.84 (12)	6:50.58 102.65	102.65
12	12	Gary Yeager	 Alachua, FL	0.00	1:00.74 (10)	51.41 (6)	1:01.64 5 (14)	50.31 (7)	53.00 (5)	58.38 (5)	1:02.05 (6)	6:37.53 104.38	104.38
13	26	Paula Bliss	 Hillsboro, VA	0.00	1:00.16 (9)	52.27 (9)	54.53 (11)	56.74 (14)	1:04.88 (13)	1:17.00 (14)	1:06.67 (8)	7:12.25 108.06	108.06
14	56	Alexia Guillemette	 Bécancour, QC	0.00	1:11.28 (14)	1:01.28 (14)	1:01.00 (13)	53.25 (11)	1:07.39 (14)	1:11.80 (12)	1:10.05 (11)	7:36.05 114.01	114.01

## FEI3\* Pony Single

Rank	CNo	Driver	Nation	Marathon Phase	1	2	3	4	5	6	7	1-7	Total
1	22	Sarah Reitz	Honeoye Falls, NY	0.00	55.14 (1)	51.03 (1)	47.61 (1)	46.25 (2)	51.36 (1)	52.02 (1)	52.64 (1)	5:56.05 89.01	89.01
2	13	Brandy Snedden	Thornville, OH	0.00	1:06.45 (7)	56.11 (5)	52.95 (4)	48.85 (3)	55.66 (4)	57.63 (2)	1:00.58 (4)	6:38.23 99.56	99.56
3	44	Tina England	Odessa, ON	0.00	1:00.41 (4)	54.97 (4)	58.98 (6)	50.31 (5)	54.92 (2)	1:03.19 (6)	57.14 (2)	6:39.92 99.98	99.98
4	30	Sara Schmitt	Annandale, NJ	0.00	58.22 (3)	54.11 (3)	49.83 (3)	49.30 (4)	1:00.27 (5)	1:03.14 (5)	1:07.44 (7)	6:42.31 100.58	100.58
5	7	Dana Diemer	Raeford, NC	0.00	1:01.45 (5)	1:00.22 (7)	59.13 (7)	51.61 (6)	1:03.39 (6)	1:02.41 (4)	1:02.94 (6)	7:01.15 105.29	105.29
6	16	Anna Koopman	Middleburg, VA	10.50 2	57.50 (2)	52.89 (2)	49.72 (2)	44.49 (1)	54.98 (3)	57.89 (3)	58.08 (3)	6:15.55 93.89	106.39
7	47	Denice Klinger	Aiken, SC	0.00	1:02.92 (6)	57.39 (6)	58.69 (5)	55.88 (7)	57.25 2 (7)	1:05.28 (7)	1:02.38 (5)	6:59.79 106.95	106.95

## FEI3\* Horse Pair

Rank	CNo	Driver	Nation	Marathon Phase	1	2	3	4	5	6	7	1-7	Total
1	39	Jacob Arnold	Paris, KY	0.00	56.84 (1)	54.02 (1)	51.16 (1)	50.53 (1)	53.53 (1)	57.99 (1)	1:03.20 (1)	6:27.27 96.82	96.82
2	53	Jérôme Drolet	Saint-Augustin-De-Desmaures, QC	0.00	1:06.05 (2)	55.44 (2)	54.74 (2)	1:01.58 (2)	1:05.09 (2)	1:20.67 (2)	1:17.59 (2)	7:41.16 115.29	115.29

## FEI3\* Pony Pair

Rank	CNo	Driver	Nation	Marathon Phase	1	2	3	4	5	6	7	1-7	Total
1	14	Katie Whaley	Paris, KY	0.00	1:05.08 (1)	57.95 (1)	1:03.30 (1)	53.91 (1)	1:02.14 (1)	1:17.02 (1)	1:07.44 (1)	7:26.84 111.71	111.71

## FEI3\* Horse Team

Rank	CNo	Driver	Nation	Marathon Phase	1	2	3	4	5	6	7	1-7	Total
1	1	Chester Weber	Ocala, FL	0.00	1:10.47 (2)	1:00.58 (1)	1:01.75 (1)	1:13.28 (2)	1:07.22 (2)	1:09.80 (1)	1:10.14 (2)	7:53.24 118.31	118.31
2	54	James Fairclough	Newton, NJ	0.00	1:10.00 (1)	1:03.53 2 (2)	1:18.09 (3)	1:00.47 (1)	1:04.81 (1)	2:09.66 2 (3)	1:09.38 (1)	8:55.94 137.99	137.99
3	62	Tommy Ouellet	Québec, QC	0.00	1:22.64 (3)	1:17.31 4 (3)	1:15.75 (2)	1:21.81 (3)	1:24.89 2 (3)	1:22.73 (2)	1:27.17 (3)	9:32.30 149.08	149.08

## FEI3\* Pony Team

Rank	CNo	Driver	Nation	Marathon Phase	1	2	3	4	5	6	7	1-7	Total
1	51	Bram Chardon	Ac Den Hoorn	0.00	1:01.63 (1)	51.09 (1)	46.28 (1)	45.17 (1)	50.38 (1)	50.59 (1)	54.17 (1)	5:59.31 89.83	89.83
2	61	Johan Nijs	Williston, FL	0.00	1:23.05 (2)	1:03.83 (2)	1:05.53 (2)	54.44 (2)	1:02.36 (2)	1:10.27 (2)	1:13.44 (2)	7:52.92 118.23	118.23



## Intermediate Horse Single

Rank	CNo	Driver	Nation	Marathon Phase	1	2	3	4	5	6	7	1-7	Total
1	29	Sara Schmitt	Annandale, NJ	0.00	47.83 (1)	45.27 (1)		41.89 (1)	45.05 (1)	43.83 (1)	50.36 2 (6)	4:34.23 70.56	70.56
2	49	Dirk Young	Skaneateles, NY	0.00	53.28 (3)	54.41 (4)		42.94 (2)	46.39 (2)	46.49 (2)	52.19 (1)	4:55.70 73.93	73.93
3	37	Susan van Huis	Ludlow, VT	0.00	55.84 (6)	53.81 (3)		47.25 (4)	54.02 (4)	47.64 (3)	56.13 (3)	5:14.69 78.67	78.67
4	52	Emma Starck	Summerfield, FL	0.00	54.13 (5)	1:00.72 (9)		47.56 (5)	54.64 (5)	53.05 (6)	53.66 (2)	5:23.76 80.94	80.94
5	19	Pat Mann	Chepachet, RI	0.00	54.06 (4)	55.69 (5)		48.14 (6)	1:00.16 (8)	52.56 (5)	58.13 (5)	5:28.74 82.19	82.19
6	35	Mary Mott-Kocsis	Baptistown, NJ	0.00	57.50 (7)	1:01.50 (10)		49.50 (7)	57.95 (7)	53.95 (7)	57.77 (4)	5:38.17 84.54	84.54
7	24	Ingo Wiedenhues	Elbert, CO	0.00	52.03 (2)	53.30 (2)		54.06 (8)	1:08.99 (11)	1:09.77 (9)	1:24.86 (10)	6:23.01 95.75	95.75
8	23	Cheryl Pratt Rivers	Stockbridge, VT	0.00	1:11.22 (9)	59.77 (6)		46.69 (3)	52.19 (3)	1:08.59 (8)	1:26.75 (11)	6:25.21 96.30	96.30
9	9	Daniel Mazar	Weirsdale, FL	0.00	58.48 (8)	59.95 (7)		51.81 2 (9)	1:02.30 (9)	57.35 20 (11)	1:04.02 (7)	5:53.91 110.48	110.48
10	4	Kathie Cox	Athens, TX	0.00	1:20.59 (10)	1:38.81 (11)		1:05.55 (11)	1:07.73 (10)	1:31.34 (10)	1:11.73 (9)	7:55.75 118.94	118.94
-	27	Suzann Johnson	Lebanon, NJ	0.00	EL								EL

## Intermediate Horse Single Para

Rank	CNo	Driver	Nation	Marathon Phase	1	2	3	4	5	6	7	1-7	Total
1	66	Bob Giles	Morriston, FL	0.00	1:15.94 (1)	1:02.14 (1)		1:17.47 (1)	1:11.28 (1)	1:14.19 (1)	1:16.41 (1)	7:17.43 109.36	109.36

## Intermediate Pony Single

Rank	CNo	Driver	Nation	Marathon Phase	1	2	3	4	5	6	7	1-7	Total
1	17	Kate Aparicio	La Canada, CA	0.00	43.00 (1)	45.31 (1)		45.98 (3)	42.75 (1)	44.24 (1)	43.17 (1)	4:24.45 66.11	66.11
2	48	Sonia Williams	Paris, KY	0.00	54.83 (5)	50.28 (5)		44.33 (2)	43.52 (2)	45.73 (2)	49.53 (3)	4:48.22 72.06	72.06
3	15	Kari Harmon	Westminster, SC	0.00	48.00 (3)	47.06 (2)		48.52 (5)	49.92 (6)	46.91 (3)	49.72 (4)	4:50.13 72.53	72.53
4	41	Jennifer Harber	Georgetown, KY	0.00	57.30 (6)	49.30 (3)		47.69 (4)	46.55 (3)	48.33 (5)	49.02 (2)	4:58.19 74.55	74.55
5	46	Sharon Crawford Mackay	Arva, ON	0.00	57.86 (7)	56.42 (7)		48.89 (6)	56.20 (7)	50.69 (7)	50.39 (5)	5:20.45 80.11	80.11
6	55	Alice Baughman	Ridgeville, SC	0.00	1:00.88 (8)	56.02 (6)		48.67 2 (8)	48.89 (4)	49.78 (6)	54.22 (7)	5:18.46 81.62	81.62
7	25	Hilary Mroz-Blythe	Leverett, MA	0.00	49.63 (4)	51.66 2 (8)		51.00 (7)	1:08.58 (8)	47.78 (4)	51.41 (6)	5:20.06 82.02	82.02
-	5	Denise Hinder	Saltillo, TX	0.00	47.09 (2)	49.31 (3)		42.24 (1)	49.14 (5)	EL			EL



## Intermediate Horse Pair

Rank	CNo	Driver	Nation	Marathon Phase	1	2	3	4	5	6	7	1-7	Total
1	11	Alice Tarjan	Oldwick, NJ	0.00	56.44 (1)	56.33 (1)		52.48 (1)	1:02.06 (2)	57.19 (1)	1:16.70 2 (2)	6:01.20 92.30	92.30
2	28	Jeffrey Day	Naples, FL	0.00	1:00.02 (2)	1:17.83 2 (2)		59.55 (2)	58.58 (1)	1:02.06 (2)	58.91 (1)	6:16.95 96.24	96.24

## Intermediate Pony Pair

Rank	CNo	Driver	Nation	Marathon Phase	1	2	3	4	5	6	7	1-7	Total
1	40	Esther Wright	Ocala, FL	0.00	52.22 (1)	53.92 (1)		48.64 (2)	51.56 (1)	50.53 (1)	56.86 (1)	5:13.73 78.43	78.43
2	42	Patti Rozensky	Archer, FL	0.00	55.09 (2)	58.00 (2)		46.97 (1)	51.83 (2)	54.38 (3)	57.05 (2)	5:23.32 80.83	80.83
3	33	Liz Murray	Asheville, NC	0.00	56.11 (3)	58.22 (3)		50.89 (3)	58.72 (3)	53.25 (2)	57.50 (3)	5:34.69 83.67	83.67

## Youth Division 12 and under

Rank	CNo	Driver	Nation	Marathon Phase	1	2	3	4	5	6	7	1-7	Total
1	31	Mikkel Stensrud	Mount Sterling, KY	0.00				1:45.36 (2)	56.58 (1)	1:29.84 (2)	1:14.25 (1)	5:26.03 81.51	81.51
2	36	Mildred Tanglao	Denton, MD	4.50				1:29.89 (1)	1:27.14 (2)	1:29.36 (1)	1:28.91 (2)	5:55.30 88.83	93.33

## Youth Division 13-18

Rank	CNo	Driver	Nation	Marathon Phase	1	2	3	4	5	6	7	1-7	Total
1	18	Sarah Batstone Roberts	Ocala, FL	0.00				44.33 (2)	37.28 (2)	40.95 (1)	43.63 (1)	2:46.19 41.55	41.55
2	34	Felicity Demitry	Geneva, NY	0.00				43.20 (1)	47.31 (3)	48.69 (3)	46.39 (3)	3:05.59 46.40	46.40
2	32	Ben Riese	Mount Airy, MD	0.00				50.89 2 (4)	34.19 (1)	46.28 (2)	46.23 (2)	2:57.59 46.40	46.40
4	59	Dakota Soethe-Auer	Churchville, MD	0.00				52.72 (3)	48.34 (4)	1:02.83 (4)	1:00.24 (4)	3:44.13 56.03	56.03

Signature President of the Jury:

.....  
Bert Jambon (BEL)



----- Official data service: hippo data ----- www.hippodata.net -----

